

WILDFLOWER/POLLINATOR LAB

POLYCLAVE KEY TO POLLINATION SYSTEMS





ADAPTED FROM: TYRRELL, L. 1989. HOW IS THIS FLOWER POLLINATED? JOURNAL OF COLLEGE SCIENCE TEACHING 18:378-383.

Flower Character	Description	Pollination System NOT Involved
Symmetry	Radial Bilateral	NOT: NOT: BT, F-M, F-S, (BU), MO
Shape	Tubular Not Tubular	NOT: WI, BT, F-M NOT: MO, (BU), (BI), BA
Color	White Yellow Red Blue Dull/Dark	NOT: WI, F-S, (BE), (BI) NOT: WI, BT, F-M, F-S, MO, BA NOT: WI, BT, F-M, F-S, (BE), (MO), BA NOT: WI, FM, FS, (MO), (BI), BA NOT: BE, BU, (BI)
Odor	No Odor Fragrant Putrid (rotten meat)	NOT: F-S, MO, BA NOT: WI, F-S, BI NOT: WI, MO, BI, BA

Pollination Systems in parentheses are *possible*, but unlikely.
Key to Pollination Systems abbreviated above:

WI (wind)	BI (birds)	MO (moths)	BE (bees)	F-M (bee-like flies)
	BA (bats)	BU (butterflies)	BT (beetles)	F-S (carrion and dung flies)

Definitions of terms used in Flower Descriptions above:

			
<p>Radial Symmetry:</p> <p>- capable of being divided into two equal-appearing halves along more than one lengthwise plane.</p>	<p>Bilateral Symmetry:</p> <p>- capable of being divided into two equal-appearing halves only by a single lengthwise plane passing through the axis.</p>	<p>Tubular:</p> <p>- shaped in a tube or funnel shape.</p>	<p>Not-Tubular:</p> <p>- not shaped in a tube or funnel shape.</p>

